

Competition Commission – Advising on the Competition Ordinance: A Practical Course for Lawyers who are not Competition Law Specialists

Zoom Webinar User Guide

- Date: 13, 15, 20 & 22 October 2020
- Time: 2:00pm – 5:30pm
- Language: English



1. Preparation before the Webinar Starts

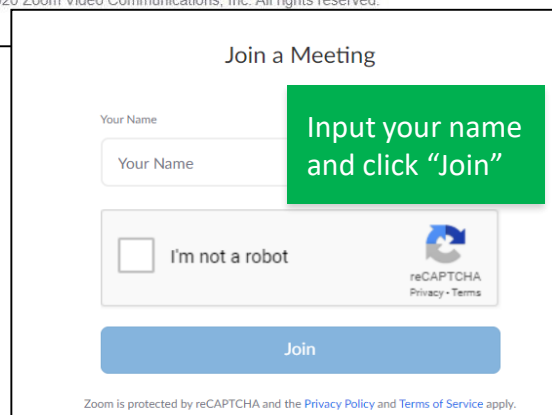
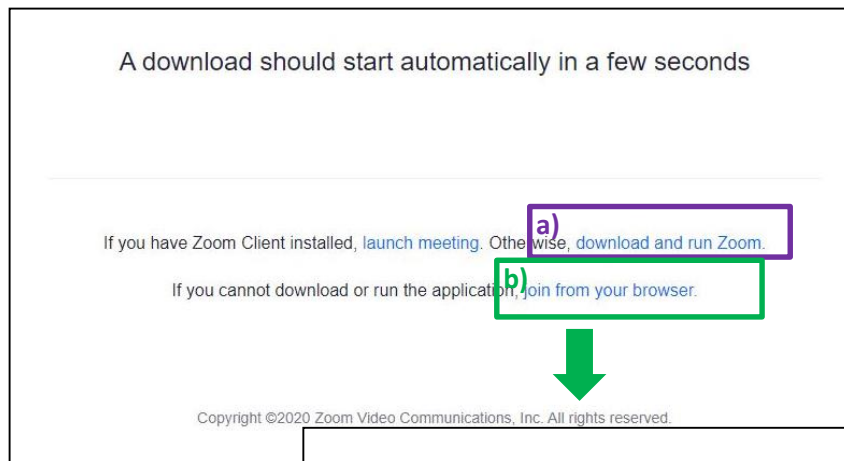
- ❖ Zoom Webinar URL
 - Participants who successfully registered for the Webinar will each receive a confirmation email and a dedicated Zoom URL
 - Each Zoom URL can be accessed **by one user** only
- ❖ Devices and setting
 - Participants are recommended to use desktop computers or notebooks
 - Please use a stable network
 - Please ensure that your devices have clear **video and audio** output
- ❖ Accessing Zoom Webinar
 - Please download and install Zoom
 - Desktop computers or notebooks: <https://zoom.us/client/latest/ZoomInstaller.exe>
 - Mobile: Zoom Cloud Meetings (App Store) or Zoom Client for Meetings (Google Play)
 - For participants who do not have Zoom installed, please click on the Zoom URL provided by the Commission and choose “Join from your browser” **(Only applicable to desktop computers and notebooks)**
- ❖ The Webinar will start at 2:00pm on 13, 15, 20 & 22 October 2020. Please get ready to join it at **1:50pm.**



2. Joining the Webinar (Computers/Notebooks are recommended)

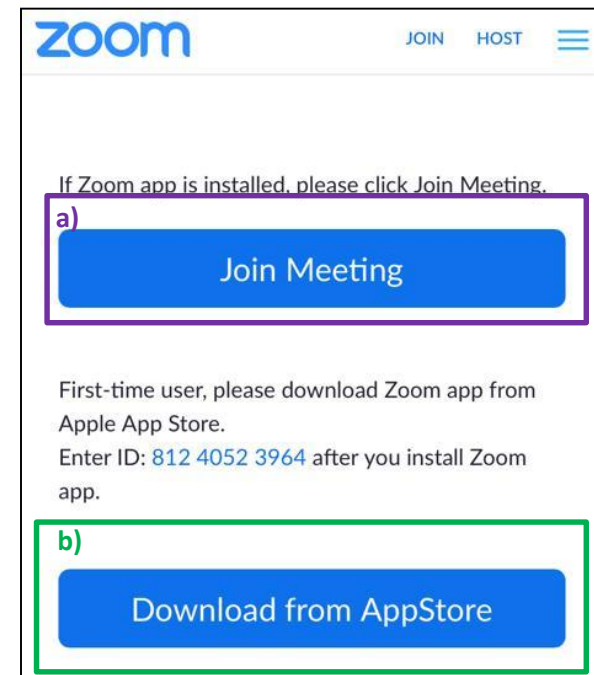
Join from Computer

- After clicking on the Zoom URL, participants can choose to:
 - a) “Download and run Zoom”; or
 - b) “Join from your browser” (no need to download & install Zoom)



Join from Mobile

- After clicking on the Zoom URL, participants can choose to:
 - a) “Join Meeting” (if Zoom is installed); or
 - b) “Download from AppStore” (if Zoom has not been installed)



3. Q&A Session

- The agenda includes specific Q&A sessions but speakers will also do their best to answer questions during their session.
- Participants could send in their questions through the “Q&A box” on the Zoom platform
- Speakers will address the questions received in sequence
- Q&A Button:

