

競爭事務委員會《競爭條例》網上講座

Zoom 使用指南

日期：2020年8月25日

時間：3:30 – 5:30pm

語言：廣東話

流程：- 簡介《競爭條例》

- 答問環節



1. 網上講座舉行前，請預備：

- ❖ 競委會提供的 Zoom 連結(URL)：
 - 每位成功登記的人士，將收到競委會的確認電郵及其專用的Zoom 連結
 - 每條Zoom 連結只供一名參加者使用

- ❖ 裝置及設備：
 - 建議使用桌上或手提電腦
 - 請使用穩定的網絡
 - 請確定電腦設備可以清晰播放影像及聲音

- ❖ 連接Zoom及參加網上講座：
 - 請預先下載及安裝 Zoom 應用程式
 - 桌上或手提電腦：<https://zoom.us/client/latest/ZoomInstaller.exe>
 - 手提電話：App Store (Zoom Cloud Meetings) 或 Google Play (Zoom Client for Meetings)
 - 如未有下載 Zoom 應用程式，可按下競委會提供的Zoom 連結，揀選「Zoom web 用戶端」以參加網上講座 **(只適用於桌上或手提電腦)**

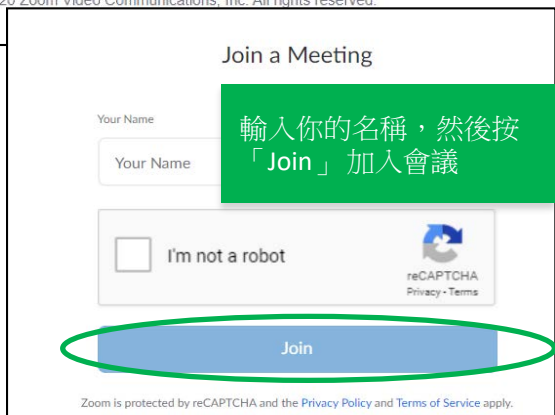
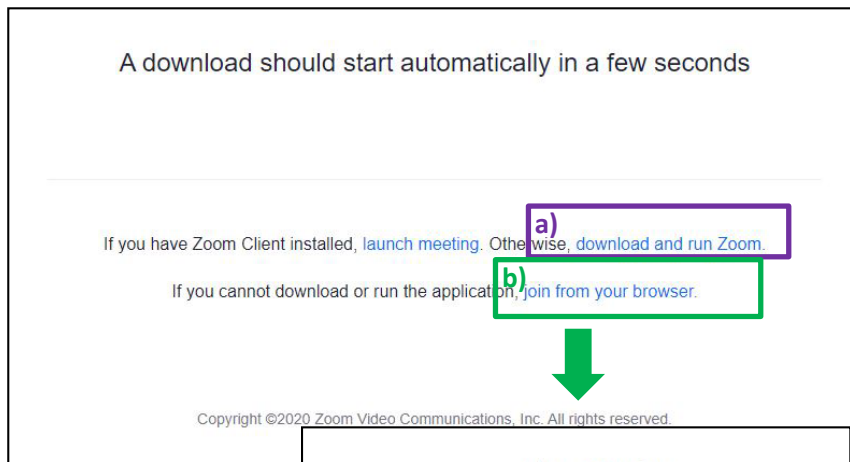
- ❖ 網上講座將於8月25日下午3時30分開始，請於當日下午3時20分透過Zoom 連結進入講座



2. 參加網上講座（建議使用電腦）

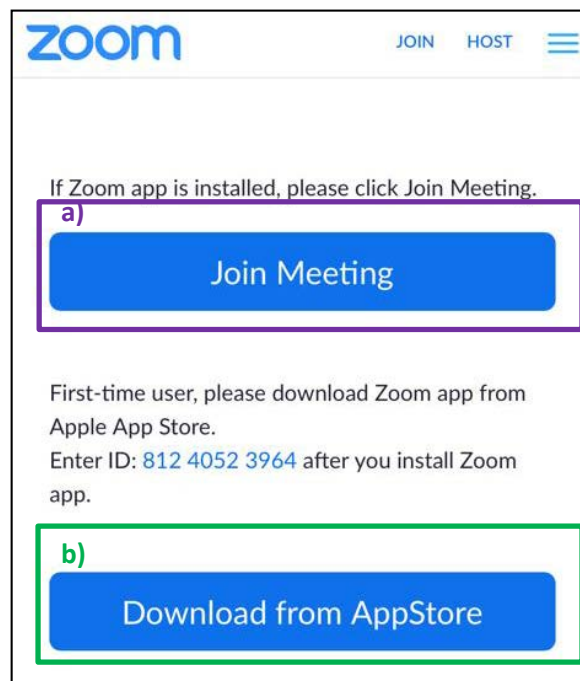
電腦版面

- 按下Zoom連結後，可選擇：
 - a) 下載Zoom應用程式；或
 - b) 使用Zoom web用戶端 (如不下載及安裝Zoom應用程式)



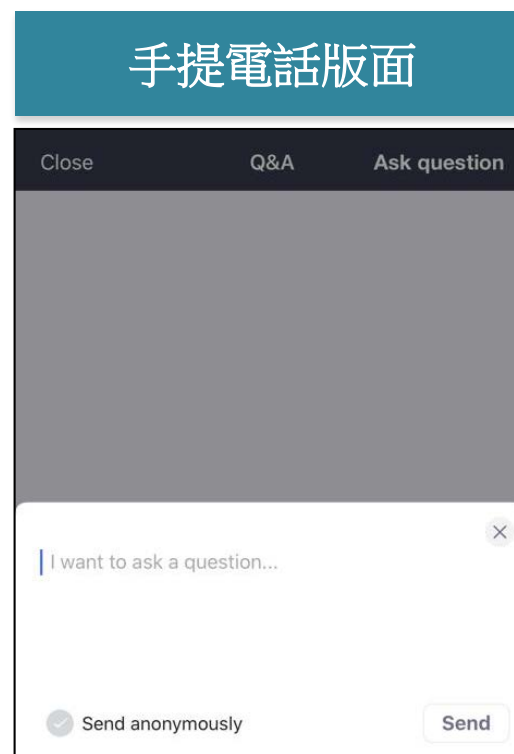
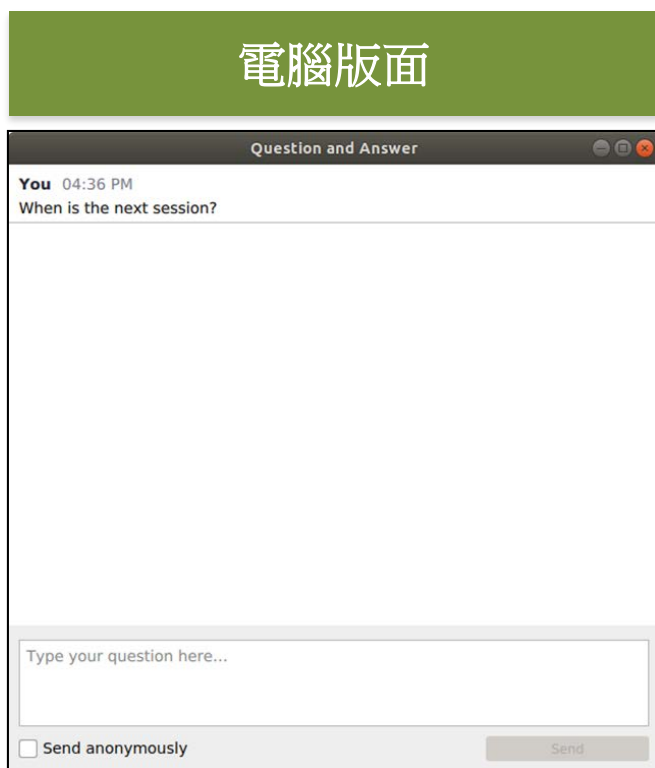

手提電話版面

- 按下Zoom連結後，可選擇：
 - a) 如已安裝Zoom應用程式，請按「加入會議」直接進入網上講座；或
 - b) 如未安裝Zoom應用程式：請按「下載」



3. 答問環節

- 網上講座將於《競爭條例》簡介完畢後，設有答問環節
- 參加者可透過 Zoom 的「發問視窗」輸入問題，然後點擊「發送」
- 主持人收到問題後，將根據參加者提問的先後作出回應
- 「發問視窗」按鈕：



Competition Commission – Webinar on Competition Ordinance

Zoom Webinar User Guide

Date: 25 August 2020

Time: 3:30pm – 5:30pm

Language: Cantonese

Rundown: - Introduction of Competition Ordinance
- Q&A Session



1. Preparation before the Webinar Starts

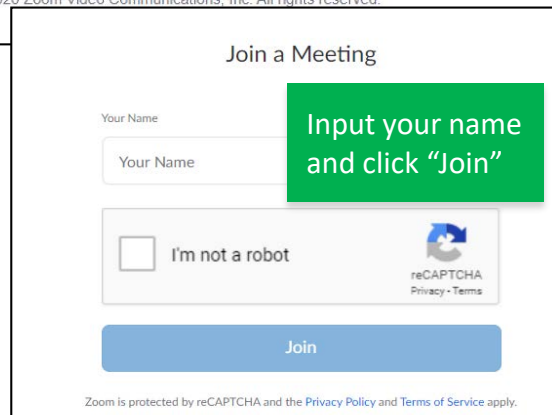
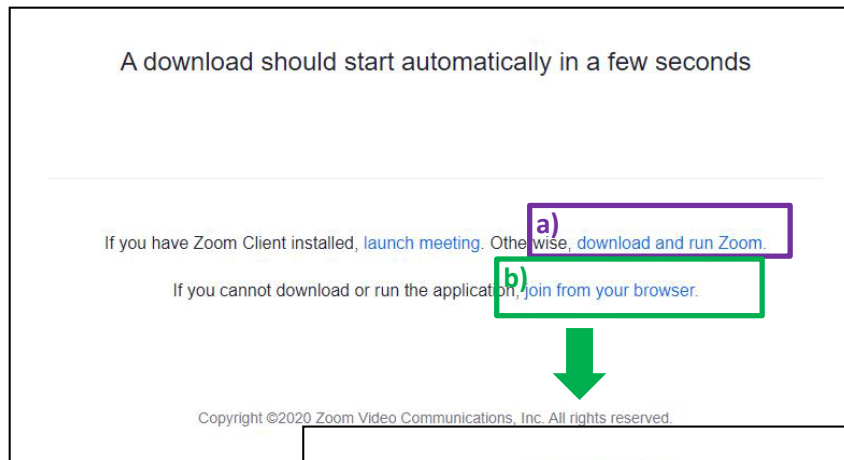
- ❖ Zoom Webinar URL
 - Participants who successfully registered for the Webinar will each receive a confirmation email and a dedicated Zoom URL
 - Each Zoom URL can be accessed **by one user** only
- ❖ Devices and setting
 - Participants are recommended to use desktop computers or notebooks
 - Please use a stable network
 - Please ensure that your devices have clear **video and audio** output
- ❖ Accessing Zoom Webinar
 - Please download and install Zoom
 - Desktop computers or notebooks: <https://zoom.us/client/latest/ZoomInstaller.exe>
 - Mobile: Zoom Cloud Meetings (App Store) or Zoom Client for Meetings (Google Play)
 - For participants who do not have Zoom installed, please click on the Zoom URL provided by the Commission and choose “Join from your browser” **(Only applicable to desktop computers and notebooks)**
- ❖ The Webinar will start at 3:30pm on 25 August 2020. Please get ready to join it at **3:20pm**.



2. Joining the Webinar (Computers/Notebooks are recommended)

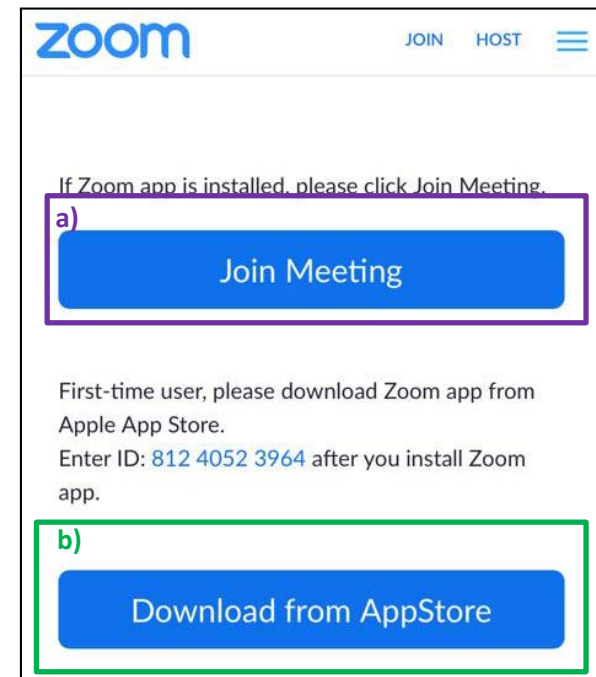
Join from Computer

- After clicking on the Zoom URL, participants can choose to:
 - a) “Download and run Zoom”; or
 - b) “Join from your browser” (no need to download & install Zoom)



Join from Mobile

- After clicking on the Zoom URL, participants can choose to:
 - a) “Join Meeting” (if Zoom is installed); or
 - b) “Download from AppStore” (if Zoom has not been installed)



3. Q&A Session

- There will be a Q&A session at the end of the Webinar
- Participants could send in their questions through the “Q&A box” on the Zoom platform
- Speakers will address the questions received in sequence

- Q&A Button: 